



Strategic Do's and Don'ts for statistical community in EU Pharma

Set Up Workshop

EFSPi Statistical Leaders Meeting

20 JUN 2012



Purpose Stats leader Mtg

- Forum to network and share ideas
- Shape and influence our professional environment with respect to
 - Education & Continuing Professional Development
 - Methodology Development & Identification of Best Practice
 - Regulatory and Industry policies
 - Effective working with differing resourcing models
- **Help to shape the strategy for EFSPi**
 - To cope with challenges
 - To grasp opportunities

Times of change

- Pharma industry under pressure
 - development costs new treatments still increasing
 - revenues are going down (public pressure)
 - already many effective treatments on market
 - block buster model is out
- EU Pharm: decreasing volume and impact
 - US: consolidation
 - Asia: double-digit growth
- Resource model is changing
 - operational activities outsourced to CROs
 - introduction low cost sites in Emerging Countries
- University output
 - in some EU countries significant less students in Statistics

Some Opportunities (there may be more ...)

- Increase of strategic role of statistician
 - Due to outsourcing operational work
 - In-licensing requiring collaborations
- Possible connecting role of EU in between US and Asia
 - Time zone
 - Multi-cultural, multi-lingual background
 - Business culture wise
- Increase of areas of interest with link to statistics
 - HEOR, HTA, Benefit Risk, Personalized Medicine, ...
- Drug development moving into Improved Therapeutic Benefit development and diversified portfolio
 - Generics, OTC, vaccines, consumer products, animal health, ...
- From developing drugs to delivering health outcomes
 - Managing patient outcomes
 - Expanding access to health care
 - Meeting unmet medical needs

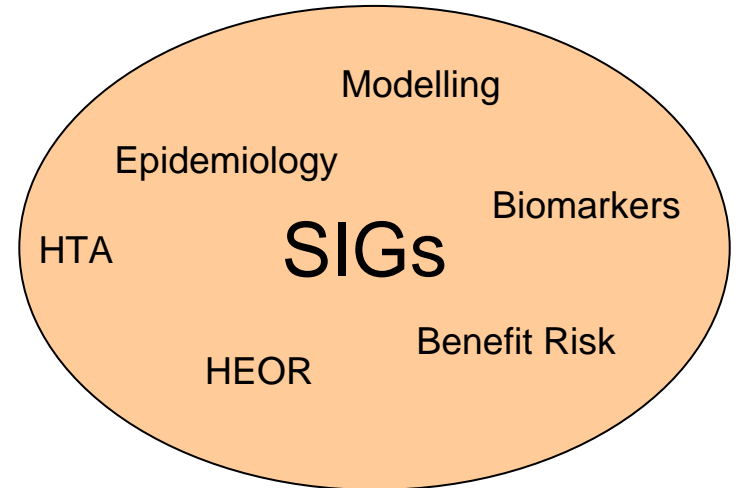
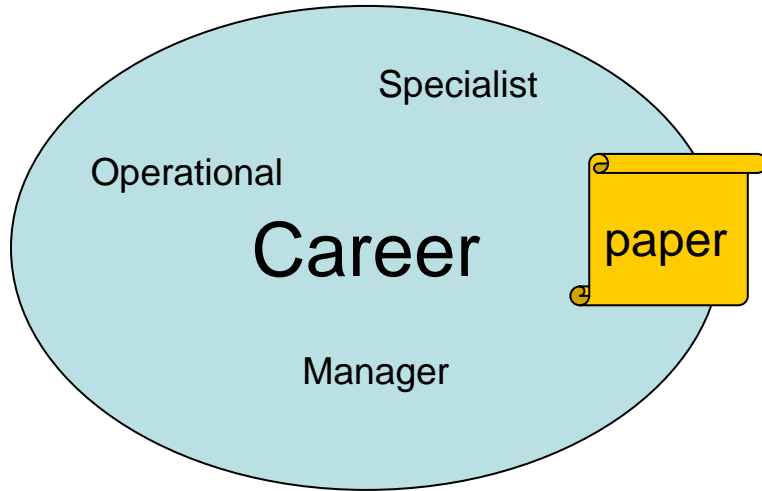


Xtra Topic for Stats Leader Mtg 2012

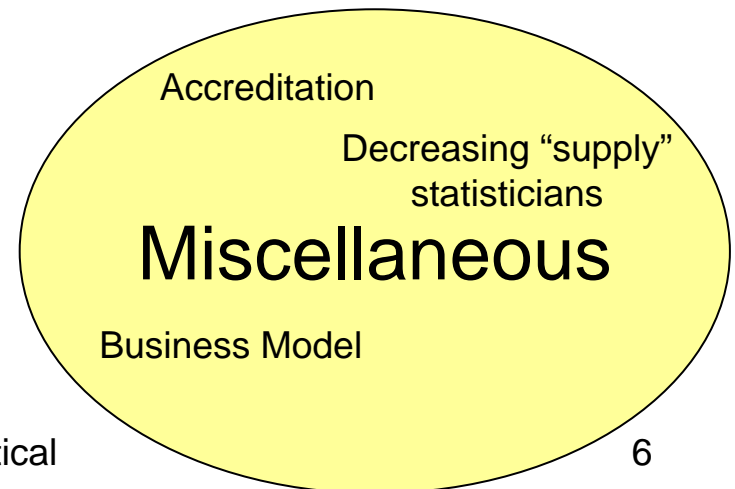
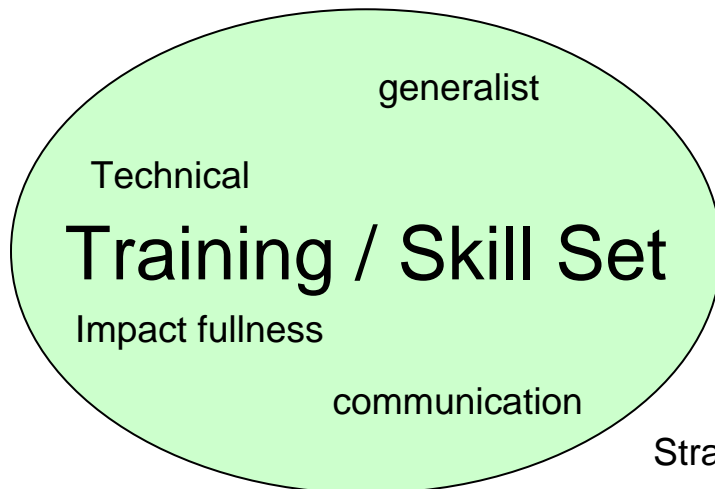
EFSPI Council would like to know from the Stats Leader Meeting:

- **What should EFSPI do (more):**
 - to help the individual EU pharmaceutical statistician to best influence their future, and
- **Where should EFSPI work on (more):**
 - to influence the future environment for that individual statistician
- Or a rephrase of this but with the purpose to:
 - Adapt to secure and grow the statistical power base in EU in the (Pharmaceutical/Life Sciences) Industry

Areas as pre-read

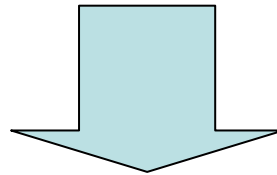


?
**Coming
from
LUNCH
BREAK**



Lunch Break – Question

- What are we running in to within our company as Statistical Leader (in EU)



- **WHAT MUST** we discuss this afternoon, that we and others **should do** to **grow** against the current?



Lunch Break – Outcome

1. Topic:
2. Topic:
3. Topic:
4. Topic:

Set Up workshop

- 4 tables with specific area of interest
- One facilitator per table
 - Sara, Uli, Egbert, and Kit
- Per topic/area/item:
 - 3 Outcomes to describe on flip charts
- Please go first to the table of your nr 1 interest to contribute (say 45 minutes)
- Then please visit another table and contribute
- Facilitators will present back outcomes in
- Plenary session

If the vision is

“that we are all still
around in 5 years time
in the EU and for a
very good reason”

What should we do ?

“to help the individual EU pharmaceutical statistician to best influence their future, and thus ourselves, in order to secure and grow the statistical community in EU in the pharmaceutical/life sciences industry”



3 desired outcomes from the meeting

1. Definition of Goals
2. Definition of Strategy
3. Definition of Follow-Up

More specific ...

1. Definition of Goals

- State goal for each stakeholder separately
 - EFSPI
 - Stat. Leader Group
 - SIGs
 - Companies
 - ...

2. Definition of Strategy

- Describe clear actions here
 - per specific goal

3. Definition of Follow-Up

- Describe what needs to be achieved/done by when
 - Per specific goal and action



Do Not Hesitate to Contribute

“Far better an approximate answer to the right question,
than the exact answer to the wrong question,
which can always be made precise....”

J.W. Tukey

Set Up workshop

- 4 tables with specific area of interest
- One facilitator per table
 - Sara, Uli, Egbert, and Kit
- Per topic/area/item:
 - 3 Outcomes to describe on flip charts
- Please go first to the table of your nr 1 interest to contribute (say 45 minutes)
- Then please visit another table and contribute
- Facilitators will present back outcomes in
- Plenary session